







































Year Group	Autumn 1	Autumn 2	Spring 1	Spring 2	Summer 1	Summer 2
6		 <p>Printing 2-negative tile designs) – Design influence Biba. (6 weeks)</p> <p>Create own piece of clothing (T-Shirt)</p> 		 <p>Mechanisms 3 - Design influence Frederick Savage. (6 weeks) Design and create own fairground attraction</p> 		 <p>Food Tech (chopping 4/Dough 4) – Cultural Focus Italy and modern fusion (5 weeks)</p> <p>Pasta and sauce Ingredients in another form</p> 
5		 <p>Textiles (sewing 3 Stitches, fastening and embroidery) Design influence Louis Vuitton</p> <p>Create a simple purse with a stitching style of choice, button fastening and embroidered initials. (6 weeks)</p> 		 <p>Joinery 2 - Design influence Isambard Kingdom Brunel (6 weeks)</p> <p>Bridges - Structures over a void</p> 		 <p>Food Tech (chopping 3 / Dough 3)- Cultural Focus Mayan / Mexico (5 weeks)</p> <p>Make flatbread corn dough, finely diced vegetable salsa to accompany.</p> 

4		 <p>Joinery 1 Picture frame – ways to join and strengthen corners, choice of materials. To hold a class picture. (6 weeks)</p> 		  <p>Food Tech (chopping 2 / Dough 2)- Cultural Focus Italy Pizza – Bread as a plate to popular food. (6 weeks)</p> 		 <p>Textiles Sewing 3- pattern in hoops. (5 weeks)</p> <p>Embroidery applique designs – develop stitches + learn new decorative stitches.</p> 
3		  <p>Mechanisms 3 (Cam Toy -) Design influence - Leonard da Vinci Cam hammer) (6 weeks)</p> <p>Create a basic handheld Cam Toy</p> 		 <p>Food Tech – (chopping 2) Vegetable Soup– Design focus Campbell’s Soup (art link Warhol) (6 weeks)</p> 		  <p>Sewing 2 - (stitches for purpose / strength)</p> <p>Design influence - Margarete Steiff (5 weeks)</p> <p>Sock teddy -</p> 
2		  <p>Food Tech – Dough 1 Cultural focus – breads from around the world. Design an animal roll. (6 weeks)</p> 		 <p>Textiles (Sewing 1) – To learn basic types of stitches Pattern (6 weeks)</p> 		 <p>Mechanisms 2 Pneumatic monsters Design focus – class worry monster box (5 weeks)</p> 

1		 <p>Food Tech – chopping 1 Links to colour and pattern – Focus design a healthy and appealing party snack. (6 weeks)</p> 		 <p>Printing 1 (positive stamps on ceramics)</p> <p>Designer Emma Bridgewater (6 weeks)</p> 		 <p>Mechanisms 1 - Wheels and axels Design Focus – Henry Ford (5 weeks)</p> 
R		 <p>Textiles (sewing)</p> <p>Introduction to sewing, threading weaving</p> 		 <p>Structures</p> <p>Design and make the 'Three Little Pigs' houses – choosing materials for each.</p> 		  <p>Food Tech – Come to our Great British Tea Party.- Make sandwiches, cakes mixing and chopping</p> 